




DOULA CARE IN MARYLAND


TODAY: THE COMMUNITY-BASED
MODEL – WHAT IS IT AND WHY
IS IT IMPORTANT?



NARAL
PRO-CHOICE MARYLAND



Before we talk about
the community-based
model, we need to
understand the
traditional model of
Doula care

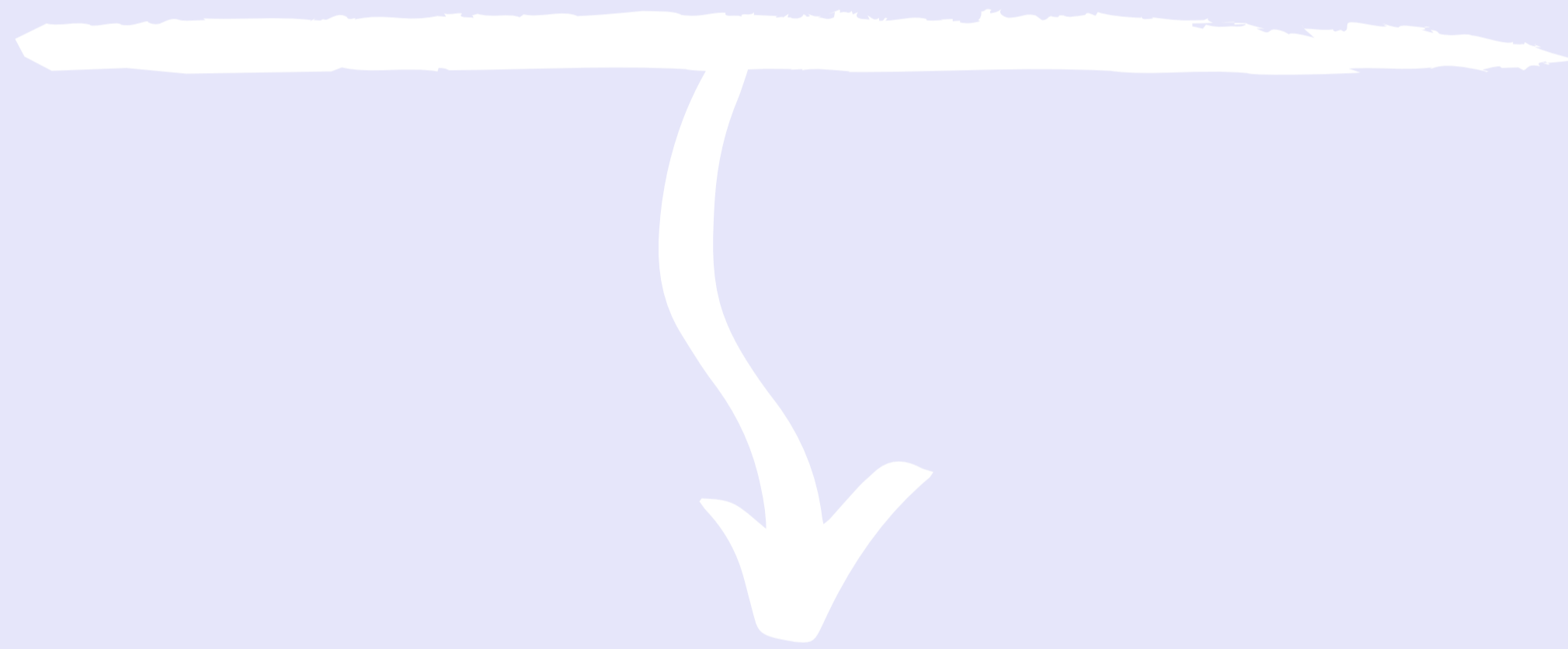


Okay, so what's the traditional model?


- In this model, the doula meets the birthing person once before the birth and assists on the day of the birth
- People pay out of pocket or with private insurance



Q: What's an alternative?



The community-based
model



What does the community-based model include?

- Community-based Doulas offer services beyond those of the traditional model
- They offer support in various areas, including transportation, health care, food, etc.
- Community-based Doulas are located in the communities they serve and often share similar backgrounds



Why do we like this model?

- This model makes Doula care more accessible for a larger number of people, especially those in traditionally underserved communities
- It addresses Medicaid clients or low-income folks who can't pay out of pocket



Why is doula care especially important in communities of color?

- These communities have been traditionally marginalized and stereotyped, leading to worse maternal health outcomes
- Doulas can improve these outcomes and reduce disparities by making sure people's needs are met and offering support through the birthing process



That's it for today!

Check back tomorrow
for more information about
Medicaid coverage
of Doula care



NARAL
PRO-CHOICE MARYLAND